

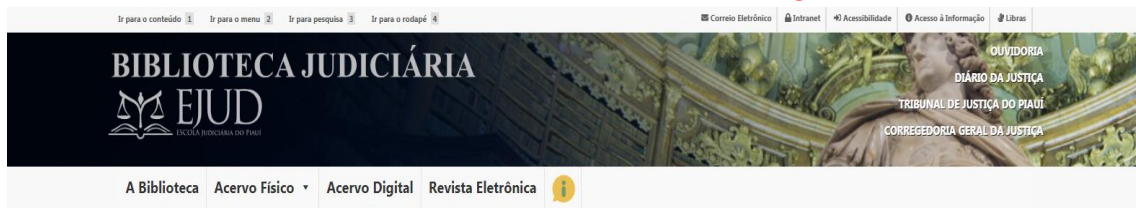


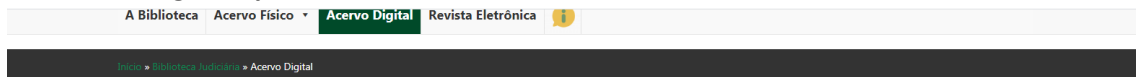
1. **Acesse o site do Tribunal de Justiça – TJPI: <http://www.tjpi.jus.br/portaltjpi/>**
Clicar no botão: **Biblioteca Judiciária**




2. **No site da Biblioteca Judiciária clicar no botão: **Acervo Digital****



3. **Em seguida, para acesso, clicar sobre **Fórum**.**



4. Para logar, clicar no botão **Me Autenticar**, localizado no canto superior direito



5. Na página de login, caso já possua cadastro, inserir **Email institucional e Senha** cadastrados. Caso não possua cadastro clicar no botão **Inscreva-se Aqui**.

The image shows the login page of the FORUM website. The header includes the FORUM logo and the tagline "CONHECIMENTO JURÍDICO". Below the logo, the text "Faça login para continuar" is displayed. There are two input fields for "E-mail:" and "Senha:". Below these fields are two buttons: a blue "Login" button and a blue link "Esqueci minha senha". Below the login section, there is a link "Inscreva-se aqui" with a white arrow pointing to it. At the bottom, there is a section for "Login com Google" with a Google logo and the text "Login com Google".

6. Para cadastro inserir **Email Institucional, Nome e Senha**, em seguida clicar em **Inscrever**

The image shows the registration page of the FORUM website. The header includes the FORUM logo and the tagline "CONHECIMENTO JURÍDICO". Below the logo, the text "Inscreva-se para continuar" is displayed. There are four input fields for "E-mail:", "Nome:", "Senha:", and "Confirmar senha:". Below these fields is a blue "Inscrever" button with a white arrow pointing to it. Below the registration section, there is a link "Faça login aqui" with the text "Já tem uma conta da Plataforma Fórum?". At the bottom, there is a section for "Login com Google" with a Google logo and the text "Login com Google".